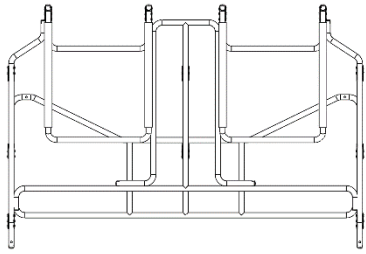
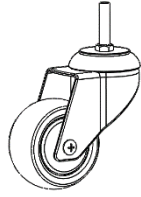


EdgeMate® STORAGE RACK ASSEMBLY INSTRUCTIONS

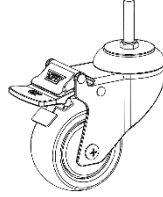
PARTS



RACK (x1)



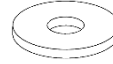
CASTER (x2)



LOCKING
CASTER (x2)



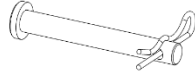
LOCK NUT (x4)



WASHER (x4)

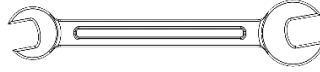


GUSSET ARM (x3)



LOCKING CLIP
AND PIN (x6)

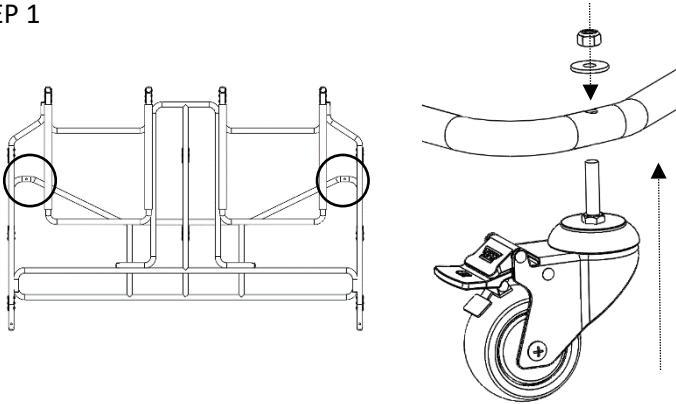
TOOLS NEEDED:



13mm WRENCH (NOT INCLUDED)

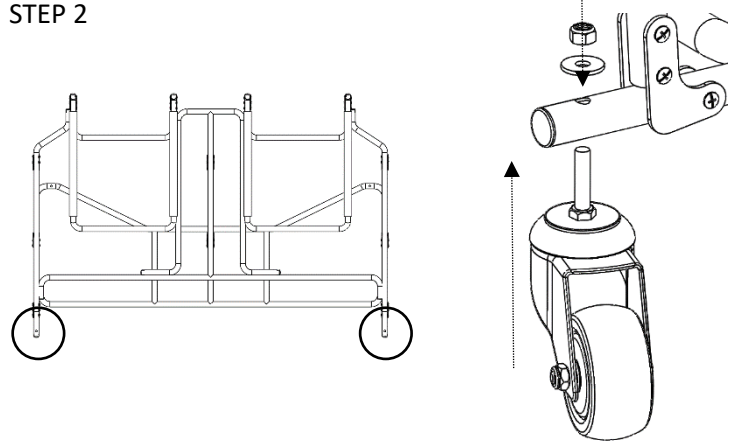
**DO NOT USE
POWER TOOLS**

STEP 1



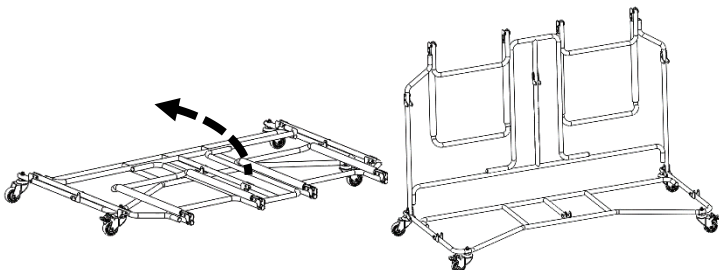
USING WRENCH, ATTACH TWO (2) LOCKING CASTERS TO THE FRONT OF THE RACK WITH WASHER AND LOCK NUT AS SHOWN ABOVE. DO NOT OVER TIGHTEN NUTS.

STEP 2



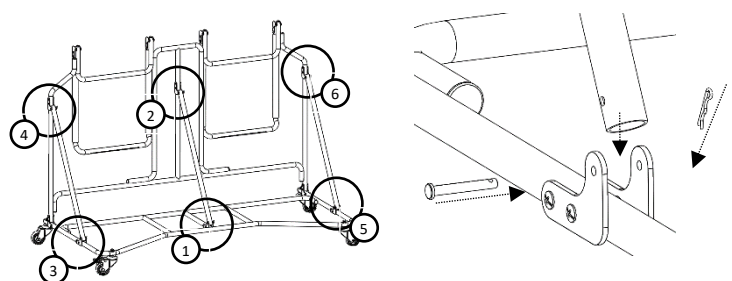
USING WRENCH, ATTACH TWO (2) CASTERS TO THE BACK OF THE RACK WITH WASHER AND LOCK NUT AS SHOWN ABOVE. DO NOT OVER TIGHTEN NUTS.

STEP 3

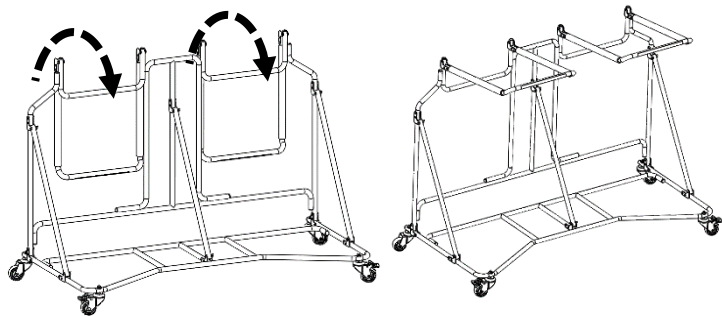


UNFOLD RACK INTO UPRIGHT POSITION. BE CAREFUL OF PINCH POINTS AT BASE OF RACK.

STEP 4



ATTACH THE THREE (3) GUSSET ARMS USING SIX (6) LOCKING CLIPS AND PINS IN THE LOCATIONS SHOWN ABOVE. BEGINNING WITH THE MIDDLE LOCATION. SECURE THE LOWER PORTION OF THE GUSSET ARM FIRST, THEN WORK UPWARD. REPEAT THE SAME PROCESS FOR THE REMAINING TWO (2) GUSSET ARMS.



ROTATE TWO (2) HOLDING ARMS FORWARD INTO HOLDING POSITION. BE CAREFUL OF PINCH POINTS AT HANGING RACKS.

Rack Safety

To reduce the risk of the rack rolling away or tipping over, potentially hitting people, pushing them into the pool, or trapping them underwater:

- Lock the wheels whenever you are not moving the rack.
- Park on level surface.
- Keep children away from the rack. Do not allow them to climb on it or play with it.

Loaded rack weighs 77 lbs (35 kg).

Pinch points near hinges. Keep hands clear when rotating rack arms.

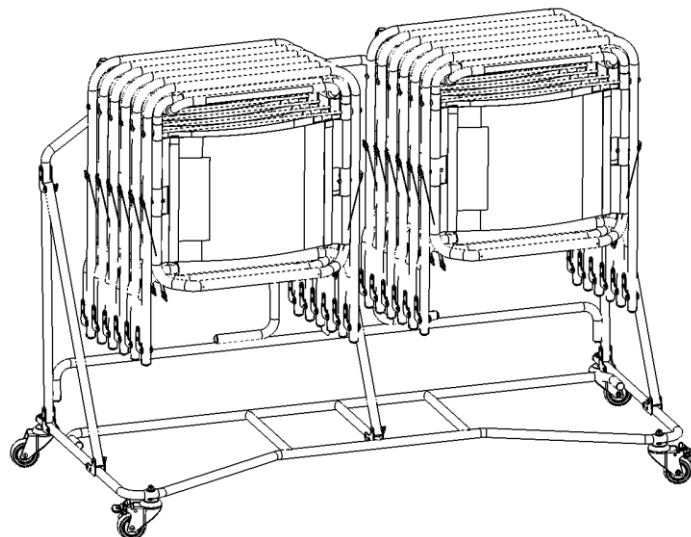
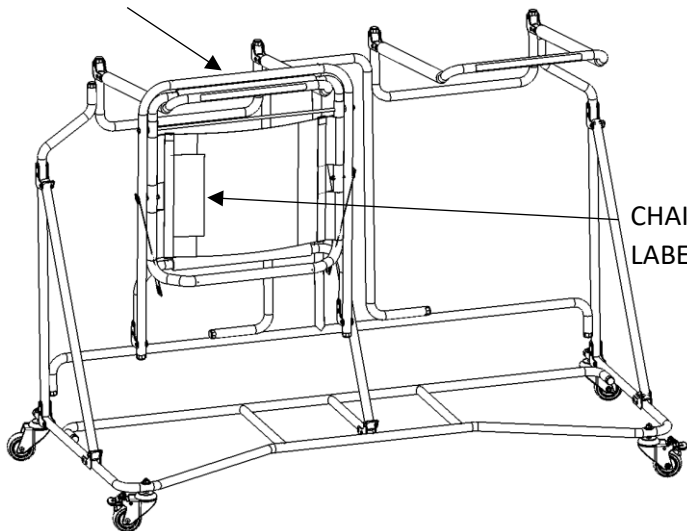
If the warning labels on the rack or chair are damaged or missing, contact info@edgematepoolchair.com for a replacement.



CORRECT LOADING OF **EdgeMate** STORAGE RACK

PADDED BAR

CHAIR WARNING LABEL



PLACE AN EDGEMATE POOL CHAIR ONTO EITHER OF THE HOLDING ARMS. TO ENSURE CORRECT PLACEMENT, MAKE SURE THE POOL CHAIR WARNING LABEL IS ON THE LEFT SIDE AND FACING OUTWARDS.

RACK CAN HOLD A MAXIMUM OF TWELVE (12) CHAIRS, SIX (6) PER SIDE.

WARNING

Lock wheels and keep children away to reduce risk of rollaway or tipover. Loaded cart weighs 77 lbs (35 kg). Pinch points at hinges. Read rack and chair manuals for important use and safety information. www.edgematepoolchair.com/safety



FOR A DIGITAL VERSION OF THESE INSTRUCTIONS, INCLUDING WARNING LABEL, VISIT: EDGEMATEPOOLCHAIR.COM. FOR ALL OTHER INQUIRIES, CONTACT THE MANUFACTURER AT: INFO@EDGEMATEPOOLCHAIR.COM

TO AVOID RISK OF INJURY, ONLY ASSEMBLE AND USE THIS PRODUCT IN ACCORDANCE WITH THESE INSTRUCTIONS. YOU ASSUME ANY RISK OF MISUSE OF THIS PRODUCT.